

Bright Learning



発話スイッチ

Online

for School-Age

Children

Starter

Activity Book

1-1

Unit 4

1つのもの、2ついじょうのもの A banana and three flowers








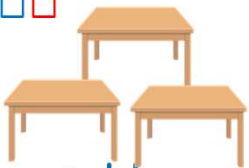





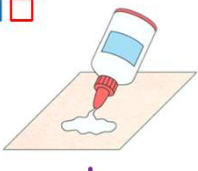

T: How many (chairs) are they? S: They are (5) (chairs)!

T: Please color the tables. S: How many?

このユニットで、できるようになること

- ☐ せんせいやともだちのはなしに、“OK!”などとはんのうをしている
- ☐ ものが1つのときは“a”、2つ以上のときは“s”を付けるとおぼえている。
- ☐ Book1 全体で70パーセントの語彙やフレーズを使って自発的な発話をしている

Vocabulary (ボキャブラリー)

<input type="checkbox"/> <input type="checkbox"/>  a flower	<input type="checkbox"/> <input type="checkbox"/>  a banana	<input type="checkbox"/> <input type="checkbox"/>  a table	<input type="checkbox"/> <input type="checkbox"/>  a chair	<input type="checkbox"/> <input type="checkbox"/>  a door
<input type="checkbox"/> <input type="checkbox"/>  flowers	<input type="checkbox"/> <input type="checkbox"/>  bananas	<input type="checkbox"/> <input type="checkbox"/>  tables	<input type="checkbox"/> <input type="checkbox"/>  chairs	<input type="checkbox"/> <input type="checkbox"/>  doors
<input type="checkbox"/> <input type="checkbox"/>  write	<input type="checkbox"/> <input type="checkbox"/>  cut	<input type="checkbox"/> <input type="checkbox"/>  put	<input type="checkbox"/> <input type="checkbox"/>  glue	<input type="checkbox"/> <input type="checkbox"/> 

Dialogues & Songs



Phonics (フォニックス)

i <input type="checkbox"/>	it <input type="checkbox"/>	tip <input type="checkbox"/>
n <input type="checkbox"/>	in <input type="checkbox"/>	nap <input type="checkbox"/>



Tadah! What's this?



Oh! It's a flower!



Yes! Watch!

Tadah! How many?



Wow! They are 8 flowers!



Yes! Watch!

Tadah! What's this?



Oh! It's a banana!



Yes! Watch!

Tadah! How many?



Wow! They are 2 bananas!



Yes! Let's eat!

Here you are.



Thank you!

Mmm...It's yummy!




<input checked="" type="checkbox"/>	<input type="checkbox"/>	<input type="checkbox"/>	<input type="checkbox"/>	<input type="checkbox"/>	5	<input type="checkbox"/>	<input type="checkbox"/>	<input type="checkbox"/>	<input type="checkbox"/>	10	<input type="checkbox"/>	<input type="checkbox"/>	<input type="checkbox"/>	<input type="checkbox"/>	15
<input type="checkbox"/>	<input type="checkbox"/>	<input type="checkbox"/>	<input type="checkbox"/>	<input type="checkbox"/>	20	<input type="checkbox"/>	<input type="checkbox"/>	<input type="checkbox"/>	<input type="checkbox"/>	25	<input type="checkbox"/>	<input type="checkbox"/>	<input type="checkbox"/>	<input type="checkbox"/>	30


In Class

Listen to the teacher and color the pictures.

(1)



(2)




Homework

Watch the homework video and color the pictures.

(3)



(4)




In Class

Listen to the teacher and color the pictures.

(1)

8 9
6 3
5 10


(2)



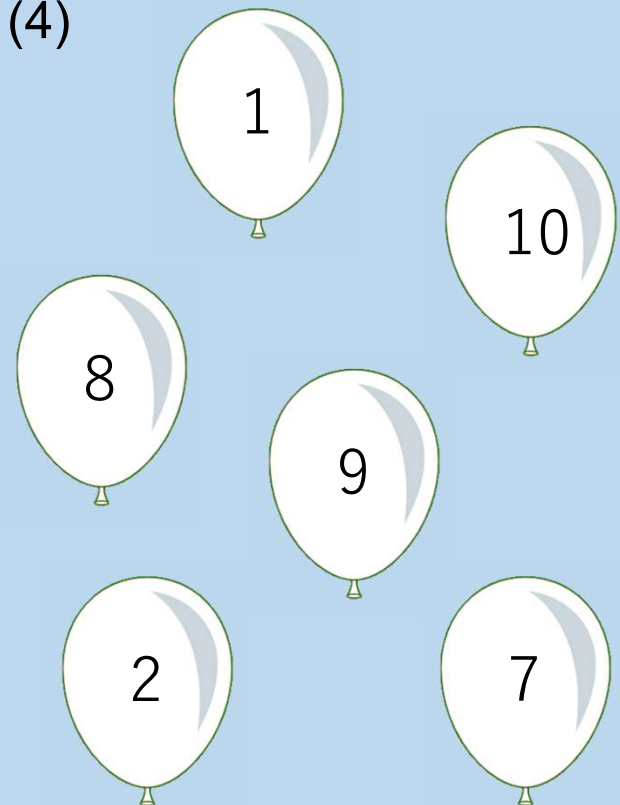
Homework

Watch the homework video and color the pictures.

(3)




(4)



In Class


(1) Listen to the teacher and follow the direction.



In Class

Listen to the teacher and color the pictures.


(1)



Homework

Watch the homework video and color the pictures.

(2)





Write a letter in each box.

1

2

3

4



5

6

7

8



Write a letter in each box.

1

2

3

4



5

6

7

8



Write a letter in each box.

1

2

3

4



5

6

7

8



Write a letter in each box.

1

2

3

4



5

6

7

8



発話スイッチ

Online

for School-Age

Children

Starter



PHONICS DRILL

保護者の皆さま

フォニックスの時間です。
フォニックスはBOOK1-1から1-3までそれぞれ1回ずつ
右のページのようなテストを行います。
つまり、1年で、3回のテストを行います。
そのうち、2回分はパスしないと
次のクラスには上がりません。みんながんばろうね！

In Class

Lesson 13: Phonics listening and reading check. (individual check)

One letter Sound	listen	say
s		
a		
t		
p		
i		
n		
m		
d		

One letter Sound	listen	say
sad		
tin		
tap		
pin		
ant		

☐ PASS

In Class

Lesson 14: Phonics writing check.

1.

2.

3.

4.

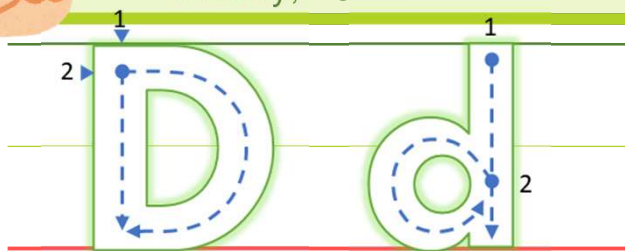
5.

☐ PASS

Lesson 11



Fingers up! Start at number 1!
Ready, trace!



D

s

d



d



D

m

M

d

m

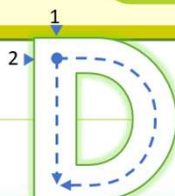
i

dip

dad



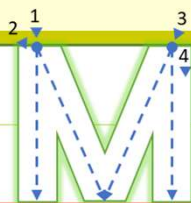
D



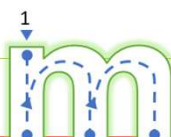
d



M



m



Lesson 12

サイン

map



man



dad



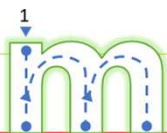
dip



A dad on a map.



Listen, trace and write!



Listen and write!

Match the picture and the sentence.



- A dad on a map.
- A man in a map.



- An ant and a tin.
- An ant and a pin
- A pin in a tin.

